




ASHOKA PUBLIC SCHOOL JAMUI, BIHAR



KG



Dear Parents

Summer vacation is a welcome break....Break from fixed schedules, rules and regulations of the school. Freedom brings more responsibility, so keeping this in mind; we have planned most of the activities to keep our children engaged and also help them in channelizing their energies. Kindly help and guide your child in completing his work and also exploring his creative self. Submit the given homework in a folder with clearly mentioned name, class and section. Kindly take the coloured print outs of the worksheets. It would be wonderful if the children themselves decorate the folders with their tiny hands.

Happy Holidays! Have fun with your little one!

Regards

ClassTeacher

HOW INDEPENDENT CAN I BECOME?

Make your child more independent by teaching him other various activities like

Buttoning and unbuttoning the shirt .Laying the table .

Folding mats and clothes.

Arranging their toy shelf.


Learning to wear shoes and socks. Learning how to zip their school bagand their uniform.(shorts)

Sorting and pairing household items.

JUNE FUN ACTIVITIES

- 1.** Go out with your family and learn some traffic rules or signs.
- 2.** Count to 100.
- 3.** Practice tying your shoe laces.
- 4.** Help your mom in cleaning things.
- 5.** Become the host of the house.
- 6.** Make a call to your cousin.
- 7.** Go to the garden with your friend and explore the names of the ride
- 8.** Make a card for your father.
- 9.** Help your Parents in gardening.
- 10.** See what floats or sinks in the bath tub.
- 11.** Try to shampoo your hair independently.
- 12.** Help your mother in filling water bottles.
- 13.** Revise reverse counting 10-0 on stairs.
- 14.** Visit any worship place.
- 15.** Help your mother in serving.
- 16.** Make a clock from a paper plate.
- 17.** Find the youngest and eldest member in your family.
- 18.** Count the number of family members.

All About Me




My name is:

My age is:

My hair
color is:

My eye
color is:

I am a



boy




girl

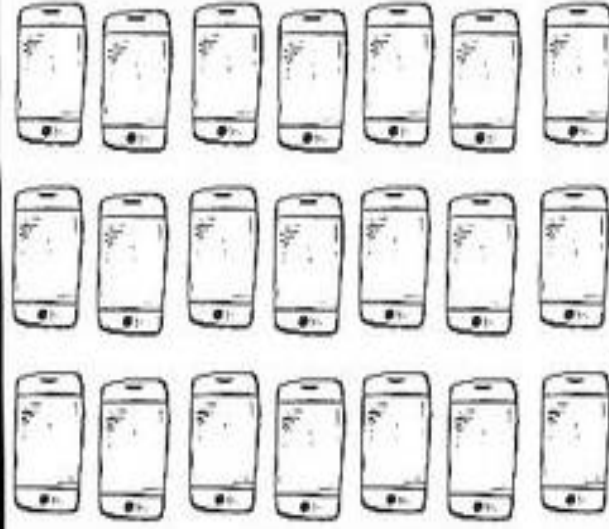
HOW MANY?

Count how many objects are in each box.


Circle the correct number.




21 22 23 24 25
26 27 28 29 30



21 22 23 24 25
26 27 28 29 30

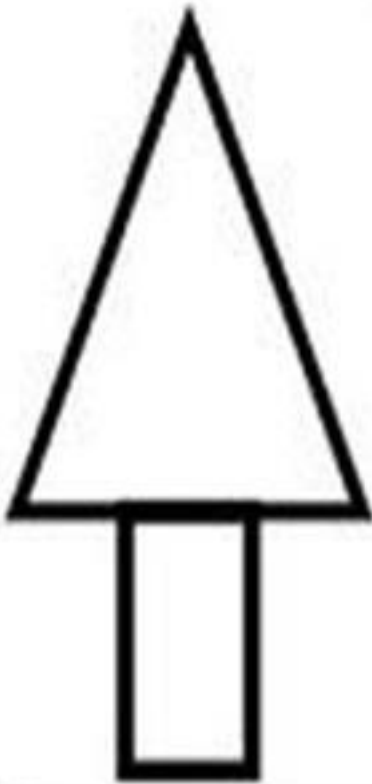
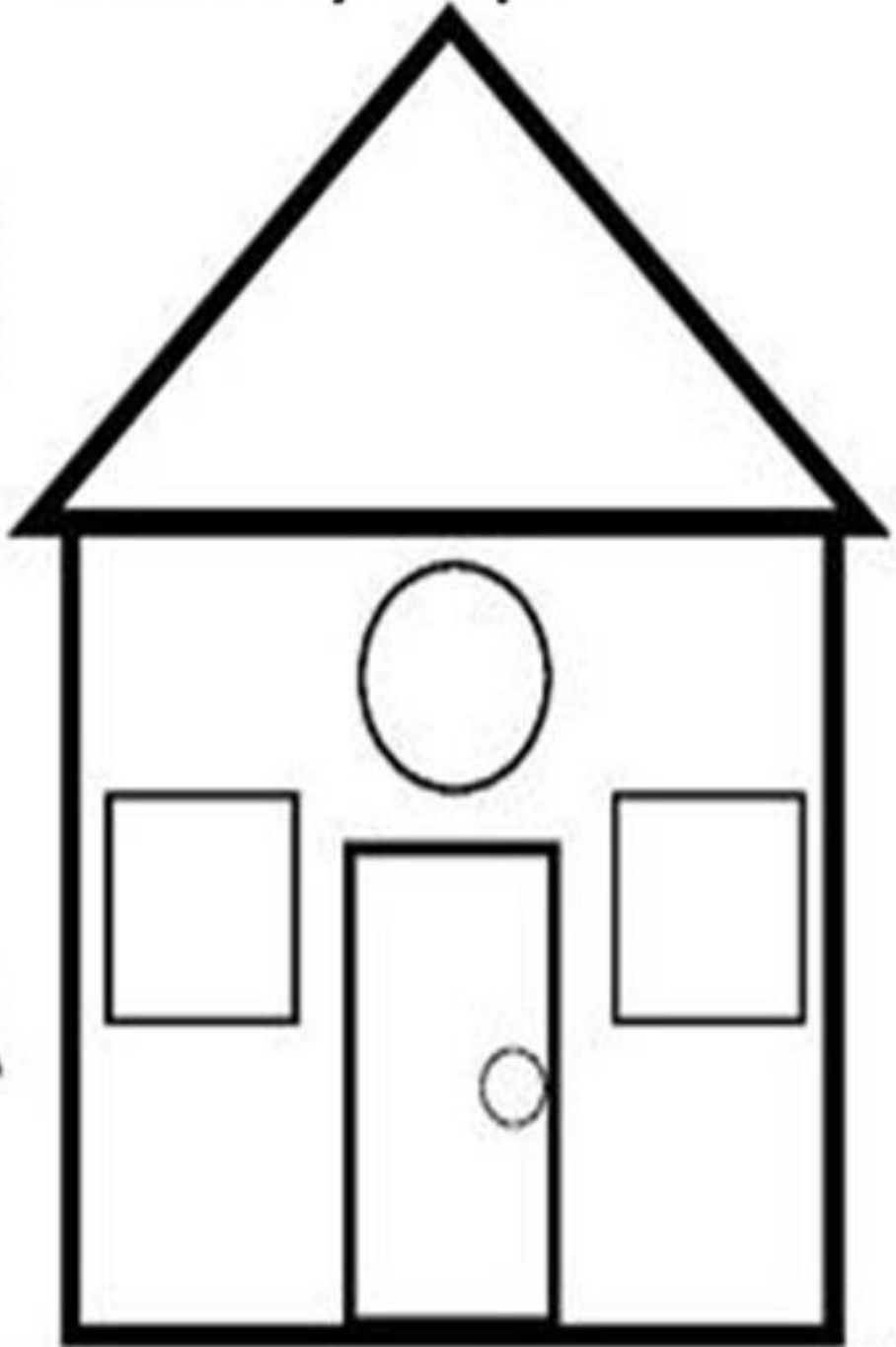


21 22 23 24 25
26 27 28 29 30



21 22 23 24 25
26 27 28 29 30

Colour By Shape



Yellow



Red




Blue




Green

Color only the fruits



COLORS

Color the candies correctly



Prepare Weather Craft

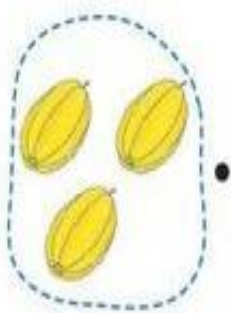


WEATHER

Circle the object related to weather.


Match the following with the corresponding object



• 1 •




• 2 •



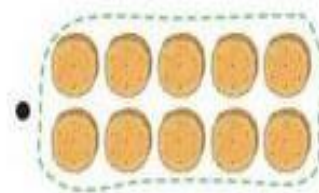
• 3 •



• 4 •




• 5 •



• 6 •



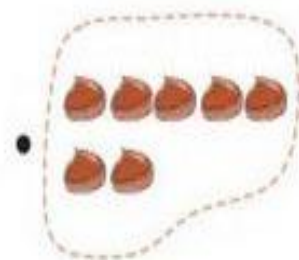
• 7 •




• 8 •



• 9 •



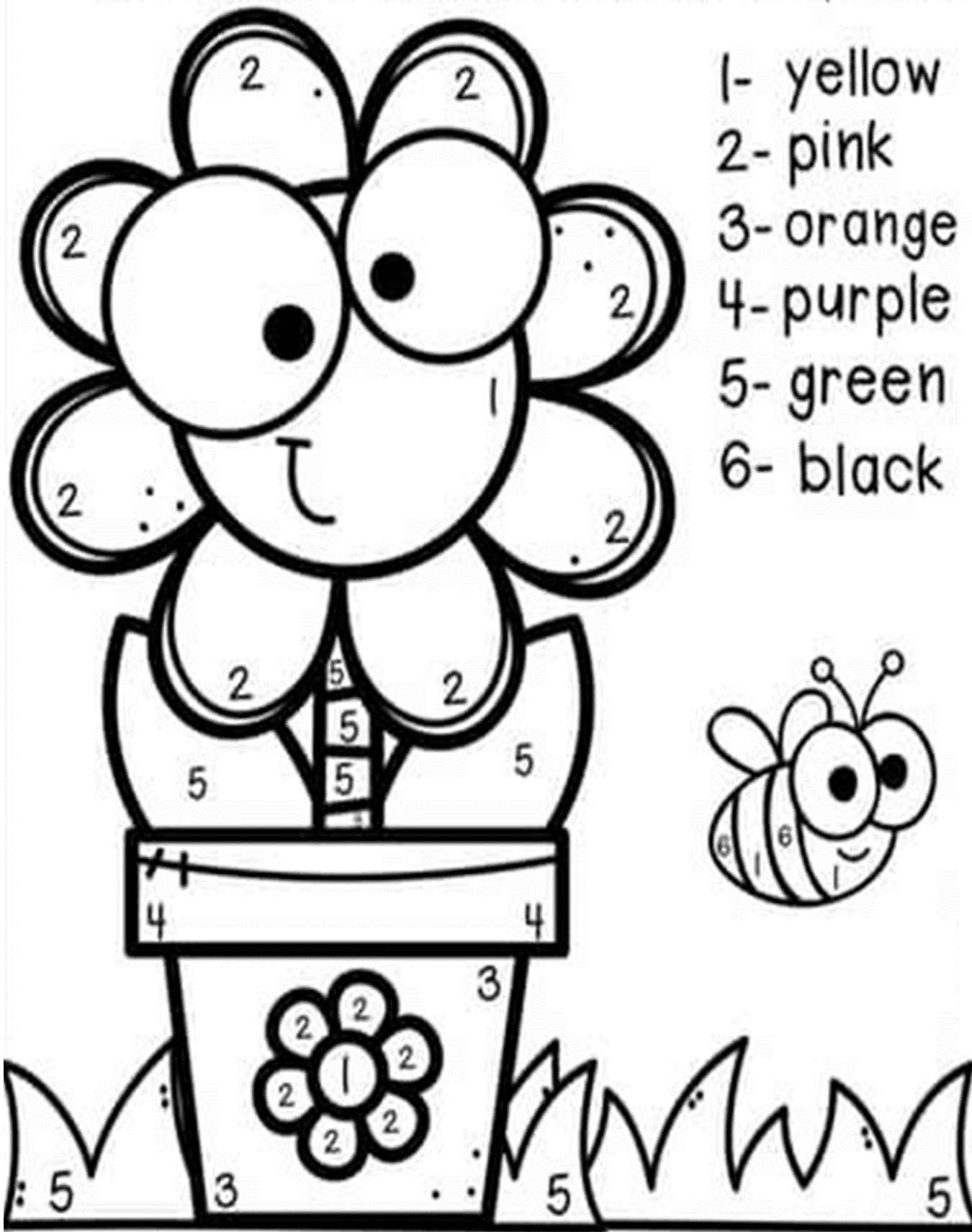
• 10 •



Happy Flower


Color by Number

Directions: Use the code to color the picture.



- 1- yellow
- 2- pink
- 3- orange
- 4- purple
- 5- green
- 6- black

Fill in the missing numbers from 20 to 1



BEGINNING LETTER

Fill in the missing letter.



at



ed



og



us



ow



ar



at



nt



un



wl




all



ee

Write the First Letter of Pictures (Capital)




















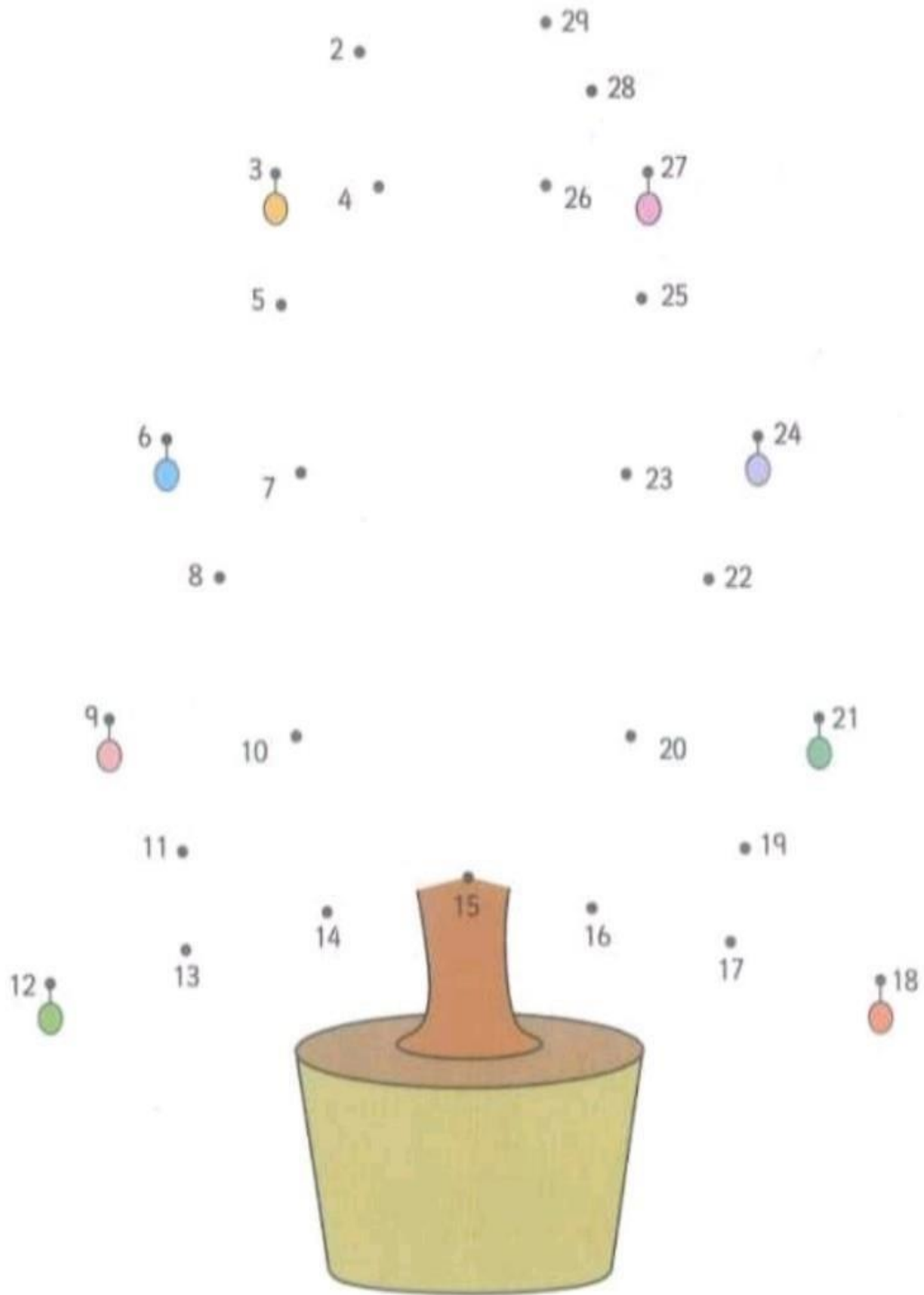




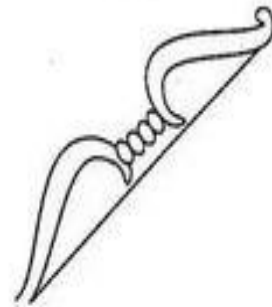
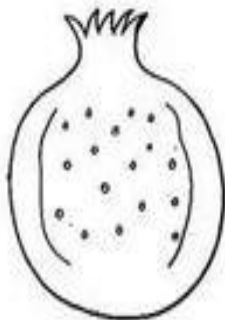
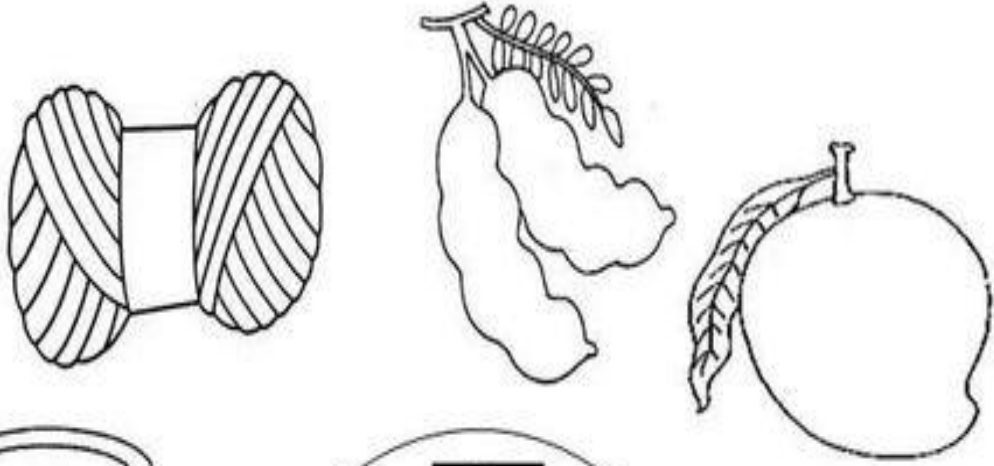
Join the dots. Colour the picture.



Join the dots (1-30):



मिलान करो और चित्र में रंग भरो



क ऊ इ
आ च ओ
ध उ ई अ

अः

अं

औ

अ

ए

ओ

आ

ए



इ

ऋं

ऌं




ऍ

ऎ



Spot the difference

Find 5 differences.



Good Manners

Good manners are lifelong assets and they should be practised until they become habit. Revise the four magical words: Please, Sorry, Thank you, Excuse me.



Hygiene

1. Brush your teeth twice a day.



2. Trim your nails and hair .



3. Do not waste water and electricity.



4. Keep your environment and surrounding clean.



Learn and Practice the Rhymes

Brush, Brush, Brush Your Teeth

Brush Brush Brush Your Teeth,
Brush it every day!

Father, Mother, Brother, Sister,
Brush it every day!

Wash, Wash, Wash Your Face,
Wash it every day!

Father, Mother, Brother, Sister,
Wash it every day!

Comb, Comb, Comb Your Hair,
Comb it every day!

Father, Mother, Brother, Sister,
Comb it every day!

Drink, Drink, Drink Your Milk,
Drink it every day!

Father, Mother, Brother, Sister,
Drink it every day!



“One, Two, Buckle My Shoe

One, two,
Buckle my shoe;
Three, four,
Knock at the door;
Five, six,
Pick up sticks;
Seven, eight,
Lay them straight:
Nine, ten,
A big fat hen;



One, two, three, four, five

One, two, three, four, five

Once I caught a fish alive,

Six, seven, eight, nine, ten,

Then I let it go again.

Why did you let it go?

Because it bit my finger so.

Which finger did it bite?

This little finger on my right.



Chop, chop, choppity chop (3)

I am a wood cutter.

Tap, tap, tappity tap (3)

I am a cobbler.

Wash, wash, washity wash (3)

I am a washerman.

Snip, snip, snippity snip (3)

I am a tailor

Milk, Milk, Milky Milk (3)

I am a Milkman.

Teach, Teach, Teachity Teach (3)

I am a Teacher

Dance, dance, dancity dance (3)

I am a dancer.



तोता हूँ मैं तोता हूँ

तोता हूँ मैं तोता हूँ,
हेरे रंग का तोता हूँ,
चोंच मेरी लाल है,
सुन्दर मेरी चाल है,
मीठे फल मैं खाता हूँ,
जब-जब माली आता है,
पत्तों में छिप जाता हूँ।



That's all Folks!

Father's Day Project

Objective: Complete the provided craft design to create a thoughtful and personalized gift for your father or a father figure in your life.

Instructions:

1. **Design Template:** Enclosed with this message is a craft design template. This will be your guide for creating the Father's Day craft. Make sure to follow the instructions carefully.
2. **Materials:** Use the materials specified in the template. If any additional materials are needed, they should be easily available at home. Feel free to add your own creative touches!
3. **Personal Touch:** Even though you are following a template, try to include a personal element. You can add a heartfelt message, decorate it with colours or patterns your father likes, or incorporate something that represents a shared memory.
4. **Neatness and Presentation:** Pay attention to the neatness and overall presentation of your craft. Take your time to ensure it looks special and well-made.

Submission:

Deadline: Your completed craft should be submitted on the first day of school after the holidays.

Presentation: Be prepared to share your craft with the class and talk about why you think it will be meaningful for your father.

We hope this project will be a fun and meaningful activity for you during the holidays. Take this opportunity to show your appreciation and love for your father in a creative way. We look forward to seeing your wonderful creations!

Have a great holiday and happy crafting!





for
your hard work.
Enjoy your summer break and don't forget
your homework.